

TECHNICAL SPECIFICATIONS

LIGHTING


TECHNICAL SPECIFICATION

TABLE LAMP

COSY IN GREY

"The basic idea was to create a lamp series with space and atmosphere. I put my trust in the natural material of glass, in its beauty and its changing reflections. The lamp series consists of a white and grey version that both, and in their own way, bring forward the beauty of electrical light. The lamps are at their best in the late evening, creating a cosy mood around them."

PROCESS	Cosy in grey is hand made, mouth blown in coloured soda lime glass, cut grinded and polished by hand. Carefully first hand selected.
DESIGNED BY / YEAR OF DESIGN	Harri Koskinen / 2005
TYPE	Table/floor lamp
LAMP DESCRIPTION	Cosy is a lamp series with personality and ambience. Place them anywhere to create a cosy atmosphere.
ENVIRONMENT	Indoor
MATERIAL	Soda lime glass, transparent PVC cord with a dimmer, plastic socket and an internal clear plastic construction to secure cord and socket.
COLOUR / REFERENCE CODE	Smoked grey glass
VOLTAGE (V)	220V-230V, 50 HZ, Max 60 Watt, E14, PL MAX 8W E14
CORD LENGHT (MM)	2600 mm
WEIGHT (KG)	4,1
CLEANING INSTRUCTION	Clean with soft dry cloth only. Always switch off the electricity supply before cleaning.
CERTIFICATIONS	



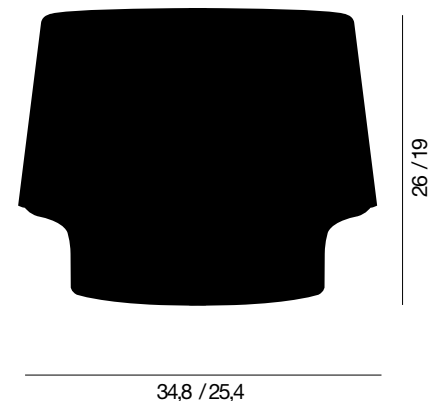
(CM)

TECHNICAL SPECIFICATION TABLE LAMP

COSY IN WHITE

"The basic idea was to create a lamp series with space and atmosphere. I put my trust in the natural material of glass, in its beauty and its changing reflections. The lamp series consists of a white and grey version that both, and in their own way, bring forward the beauty of electrical light. The lamps are at their best in the late evening, creating a cosy mood around them."

PROCESS	This lamp is hand made, mouth blown duplex opal white glass, cut grinded and polished by hand. Carefully first hand selected.
DESIGNED BY / YEAR OF DESIGN	Harri Koskinen / 2007
TYPE	Table/floor lamp
LAMP DESCRIPTION	Cosy is a lamp series with personality and ambience. Place them anywhere to create a cosy atmosphere.
ENVIRONMENT	Indoor
MATERIAL	Two layers of glass, clear soda lime and opal glass. White fabric cord with a dimmer and an internal clear plastic construction to secure cord and socket.
COLOUR / REFERENCE CODE	Opal white
VOLTAGE (V)	220V-230V, 50 HZ, Max 60 Watt, E14, PL MAX 8W E14
CORD LENGHT (MM)	1800 mm
WEIGHT (KG)	Large version 6,7 Small version 3,3
CLEANING INSTRUCTION	Clean with soft dry cloth only. Always switch off the electricity supply before cleaning.
CERTIFICATIONS	



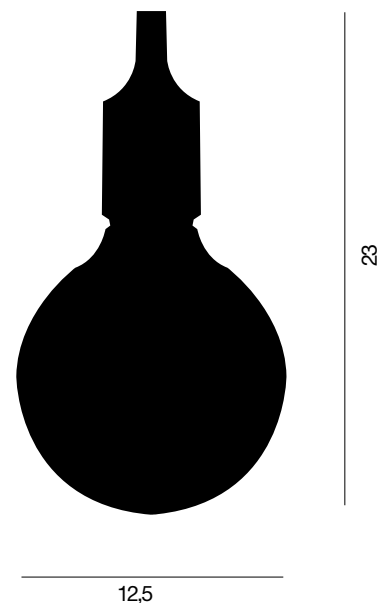
TECHNICAL SPECIFICATION

PENDANT LAMP

E27

Mattias Ståhlbom on the design "The simplicity of the naked bulb is hard to compete with. It stands for something that feels romantic and contemporary at the same time. E27 departs from the essence of a lamp - the socket - creating a simple yet strong object that celebrates the potential beauty in simplicity."

PROCESS	E27 is pressed in vulcanised silicone rubber under high temperature. The cord is extruded. Inside socket and cord is assembled by hand.
DESIGNED BY / YEAR OF DESIGN	Matthias Ståhlbom / 2008
TYPE	Pendant light
LAMP DESCRIPTION	E27 can be used as a single light source, in pairs, rows or even in clusters to create a modern Scandinavian chandelier.
ENVIRONMENT	Indoor
MATERIAL	Silicone/rubber, plastic socket and PVC cord.
COLOUR / REFERENCE CODE	Dark grey / Pantone Cool grey 11 U, White / Ral 9016, Yellow / Pantone yellow C, Red / Ral 3020, Green / Pantone 356, Purple / Pantone 267, Black / Pantone 426, Blue / Pantone 300
VOLTAGE (V)	220V-250V, 50 HZ, Max 40 Watt
CORD LENGHT (MM)	4000 mm (if longer cord is needed - please contact us. But note that minimum quantities applies)
WEIGHT (KG)	0,6
CLEANING INSTRUCTION	Clean with soft dry cloth only. Always switch off the electricity supply before cleaning.
CERTIFICATIONS	



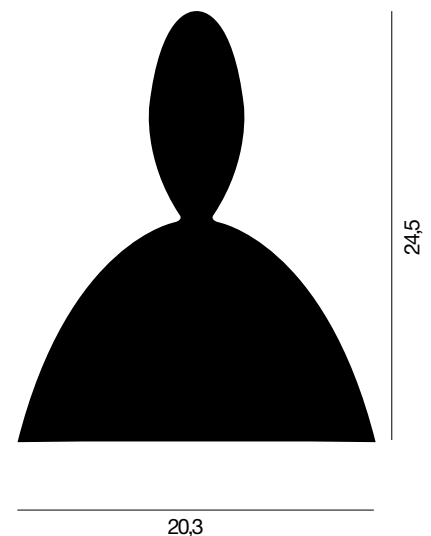
TECHNICAL SPECIFICATION

PENDANT LAMP

MHY

"Mhy has an elegant appearance and a strong personality. The playful shape of Mhy draws inspiration from illustrations and characters from our childhood's literature. The neat size of Mhy allows the pendant to be mounted in clusters or rows over your meeting room table, in the canteen, in a reception or somewhere else where you would like to add a design element with unique, but understated character."

PROCESS	The shade is made by a press and spinning, welded together and shaped by leathering. Hand painted and assembled by hand.
DESIGNED BY / YEAR OF DESIGN	Norway Says / 2006
TYPE	Pendant light
LAMP DESCRIPTION	MHY can be mounted in clusters or rows over your meeting room table, in the canteen, the reception or anywhere else you would like to introduce a discreet yet unique personality.
ENVIRONMENT	Indoor
MATERIAL	Aluminium wet painted socket in plastic, textile cord.
COLOUR / REFERENCE CODE	Grey / Pantone cool grey 3, White / RAL 9016, Yellow / Pantone Yellow, Red / Pantone 485 C, Green / Pantone 355 C, Purple / Pantone 274 C, Black / Ral 9011
VOLTAGE (V)	220V-230V, 50 HZ, Max 40 Watt, E14, PL MAX 8W E14
CORD LENGHT (MM)	4000 mm (if longer cord is needed - please contact us. But note that minimum quantities applies)
WEIGHT (KG)	1,2
CLEANING INSTRUCTION	Clean with soft dry cloth only. Always switch off the electricity supply before cleaning.



CERTIFICATIONS



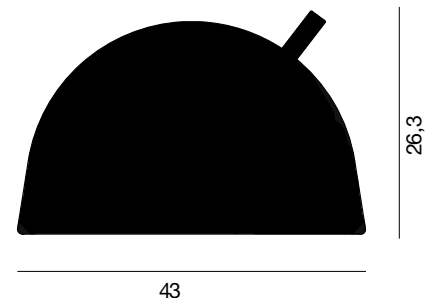
TECHNICAL SPECIFICATION

PENDANT LAMP

PLUGGED

Broberg & Ridderstråle on the design "The space between the shade and the ceiling is highlighted by the pattern of the textile cord - and the placing of the plug on the side gives the lamp a dynamic appearance and brings life to an otherwise static typology. The concave diffuser adds to the freshness with the infinite sensation you get, when you look into the lamp."

PROCESS	Deep draw/press shaped by spinning and leathering. Hand painted and assembled by hand. Diffuser cut by laser.
DESIGNED BY / YEAR OF DESIGN	Broberg & Ridderstråle / 2008
TYPE	Pendant lamp
LAMP DESCRIPTION	The Plugged pendant lamp plays with the elements most lighting armatures try to hide. It emphasizes how the lamp is "brought to life" thereby giving it character and difference.
ENVIRONMENT	Indoor
MATERIAL	Steel shade wet painted, textile cord, Baldakin / Ceiling rose made of steel wet painted. Diffuser in opal frosted acrylic material.
COLOUR / REFERENCE CODE	Black (black cord) / RAL 9011 ,White (white cord) / RAL 9016, White (green cord) / RAL 6001
VOLTAGE (V)	220V-240V, 50 HZ, Max 100 Watt
CORD LENGHT (MM)	3500 mm
WEIGHT (KG)	6
CLEANING INSTRUCTION	Clean with soft dry/wet cloth. Always switch off the electricity supply before cleaning.
CERTIFICATIONS	



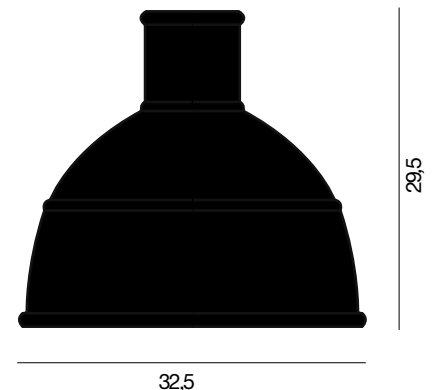
TECHNICAL SPECIFICATION

PENDANT LAMP

UNFOLD

Form us with love on the design “The industry lamp is a classic, and sought-after design that we are excited to provide a new perspective on. The soft silicone rubber gives Unfold a modern and warm personality. It also enables the lamp to be folded into a neat package by a slight push on the top. Just open and unfold your new lamp”.

PROCESS	The shade is pressed in vulcanised rubber under high temperature. Diffuser and socket holder cut by laser. Extruded cord.
DESIGNED BY / YEAR OF DESIGN	Form us with love / 2010
TYPE	Pendant lamp
LAMP DESCRIPTION	Unfold is an interpretation of the industry design classic and comes in a refined material that gives the lamp a modern and warm appearance.
ENVIRONMENT	Indoor
MATERIAL	Shade- Silicone rubber, PVC cord. Diffuser clear and frosted opal acrylic material.
COLOUR / REFERENCE CODE	Grey / Pantone Cool grey 11 U, Black / Pantone 426, Blue / Pantone 300, Purple / Pantone 267, Yellow / Pantone yellow C
VOLTAGE (V)	220V-240V, 50 HZ, Max 100 Watt
CORD LENGTH (MM)	3500 mm (if longer cord is needed - please contact us. But note that minimum quantities applies)
WEIGHT (KG)	2
CLEANING INSTRUCTION	Clean with soft dry/wet cloth. Always switch off the electricity supply before cleaning.
CERTIFICATIONS	



TECHNICAL SPECIFICATION DESK LAMP

WOOD LAMP

TAF architects on the design "The all-wood lamp is a lowtech counterweight to the usually very modern and technical desk lamps. All details on the lamp are chosen through a pragmatic perspective and all bolts, screws and joints are emphasized. By using very simple methods we have been able to give Wood Lamp a very honest and iconic expression."

PROCESS Cut out of dried pine blokes, grinded and whitened with white oil, glued and assembled by hand. A iron weight is used to stabilise the base.

DESIGNED BY / YEAR OF DESIGN TAF Architects / 2009

TYPE Desk lamp

LAMP DESCRIPTION Wood Lamp provides a low-tech counterweight to the very modern and technical desk lamp. It has a very honest and iconic expression.

ENVIRONMENT Indoor

MATERIAL Pine wood, PVC cord, iron weight inside plastic socket.

COLOUR / REFERENCE CODE Pine wood with green or white cord

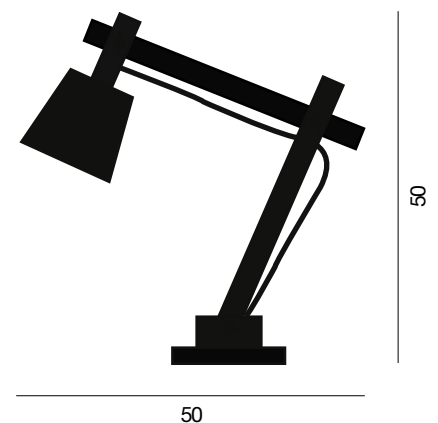
VOLTAGE (V) 220V-240V, 50 HZ, Max 60 Watt, E14

CORD LENGHT (MM) 2300 mm (if longer cord is needed - please contact us)

WEIGHT (KG) 3,0

CLEANING INSTRUCTION Clean with soft dry cloth.
Always switch off the electricity supply before cleaning.

CERTIFICATIONS



(CM)

TECHNICAL SPECIFICATION

PENDANT LAMP

FLUID

"We wanted to give the lamp a form with a certain softness, towards a more natural language and further removed from pure geometry. Fascinated by the way that surface tension governs the curvature of a resting water droplet, we have tried to capture its essence. The subtle irregularity of FLUID means that their silhouette gently changes depending upon the viewing angle. It also brings a greater light intensity to the lamps' underside – just where you need it." Claesson Kolvisto Rune on the design.

PROCESS The Fluid lamp shade is made out of mouth blown glass, which is frosted silky mat. The edge on top of the lamp is grinded and polished.

DESIGNED BY / YEAR OF DESIGN Claesson Koivisto Rune / 2010

TYPE Pendant light

LAMP DESCRIPTION Fluid pendant lamp is a modern pendant with personality and ambience. Place the lamp alone over a table, in rows or in clusters, to create a cosy atmosphere and a beautiful light.

ENVIRONMENT Indoor

MATERIAL White silk mat opal glass, Lid in Nylon66 with Fibre glass

COLOUR / REFERENCE CODE Silk mat opal glass


VOLTAGE (V) 220-240-50Hz, E27 1xMAX60W or 1x13W CFL, Class II, IP20

CORD LENGHT (MM) 3500 mm

WEIGHT (KG) 3 kg.

CLEANING INSTRUCTION Clean with soft dry cloth only.
Always switch off the electricity supply before cleaning.

CERTIFICATIONS



(CM)

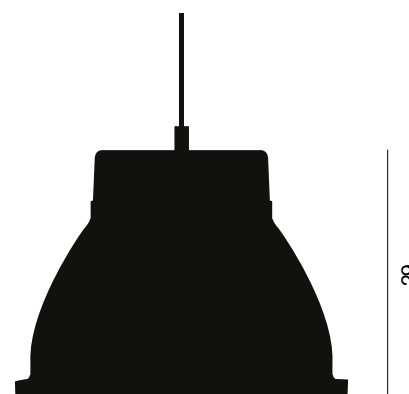
TECHNICAL SPECIFICATION

PENDANT LAMP

STUDIO

"Studio is a study in reducing the archetypical industry lamp to its essence. This has created a lamp that works well in both private and commercial surroundings as a very functional lamp with a strong character." Thomas Bernstrand on the design.

PROCESS	High pressure casted aluminium shade, sand blasted and powder coated
DESIGNED BY / YEAR OF DESIGN	Thomas Bernstrand / 2010
TYPE	Pendant lamp
LAMP DESCRIPTION	Studio is a study in reducing the archetypical industry lamp to its essence. Studio lamp works well in both private and commercial surroundings as a very functional lamp with a strong character.
ENVIRONMENT	Indoor
MATERIAL	Aluminium and tempered glass difuser
COLOUR / REFERENCE CODE	Grey Pantone cool grey 10U, Yellow Pantone yellow U , Green Pantone 7483 U, White Ral 9010, Black RAL 9011
VOLTAGE (V)	220-240V~50Hz, E27 1x40W CFL, Class I, IP20
CORD LENGHT (MM)	4000 mm
WEIGHT (KG)	5 kg.
CLEANING INSTRUCTION	Clean with soft dry cloth only. Always switch off the electricity supply before cleaning.
CERTIFICATIONS	



39

(CM)

